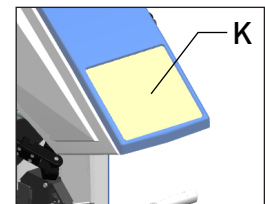
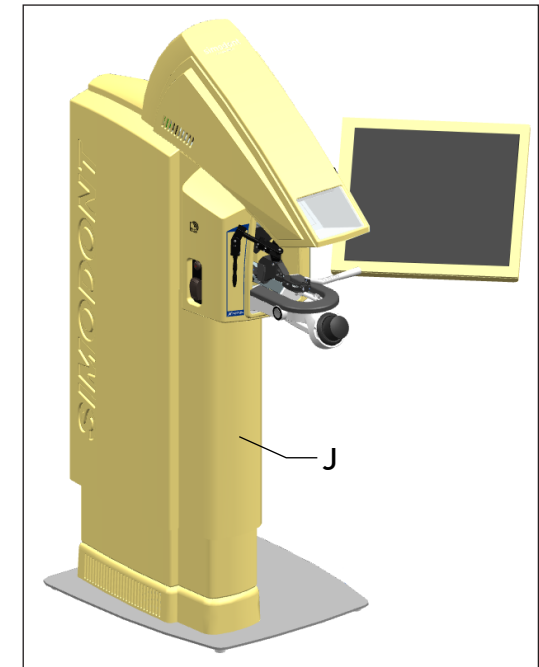
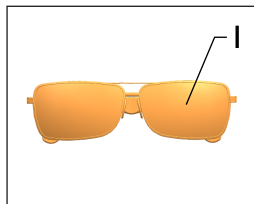
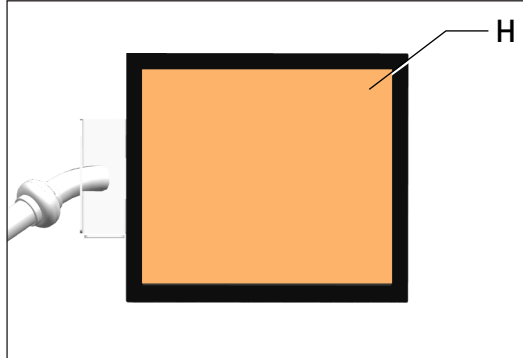
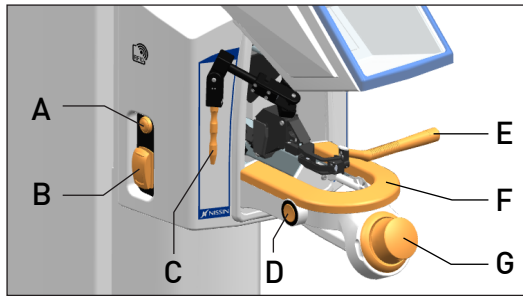


Cleaning Instruction Simodont Dental Trainer



CAUTION

- Before cleaning the Simodont Dental Trainer, always shut down the Simodont Dental Trainer using the application software.
- To avoid moisture damage, always apply cleaning products to a cloth first and then clean the components. Never apply cleaning products directly onto the Simodont Dental Trainer.



Cleaning for disinfection:

Use a disinfectant product on a cloth to hygienically wipe dry the following components:

- | | | |
|----------------------|-----------------|------------------|
| A. Standby/on switch | D. Finger rest | G. Space mouse |
| B. Height adjustment | E. Drill gimbal | H. Touch screen* |
| C. Mirror gimbal | F. Hand rest | I. 3D Glasses |



Maintenance cleaning when required:

Use a non abrasive cleaning product on an anti-static cloth to wipe clean the following components of the plastic housing:

- | | | |
|---------------|----------------------|----------------|
| J. All covers | - Bottom cover | K. 3D Display* |
| - Top cover | - Plinth cover | |
| - Side cover | - Touch screen cover | |

*To improve a clear view, spray these parts with a glass cleaner and wipe dry with a glass-fibre cloth